

# On Fog Hill

## Worksheet 1: Phonics

Name: \_\_\_\_\_ Date: \_\_\_\_\_

The long vowel sound /ee/ can be spelt 'e'.

1. Read the following words out loud:

**be me she we he**

2. Write the words in a list below and read them to a friend.

---

---

---

---

---

---

---

3. Write a sentence for each of the words above.

---

---

---

---

---

---

---

# On Fog Hill

## Worksheet 1: Phonics - continued

Name: \_\_\_\_\_ Date: \_\_\_\_\_

The long vowel sound /ee/ can also be spelt 'e\_e'.

4. Read the following words out loud:

**these eve compete evening complete**

5. Write the words below and highlight the /ee/ sound.

---

---

---

---

---

---

6. Sort the following words into the correct list and then read them to a partner.

**concrete Pete be theme we these extreme she**

<b>/ee/ spelt e</b>	<b>/ee/ spelt e_e</b>

# On Fog Hill

## Worksheet 1: Phonics - continued

Name: \_\_\_\_\_ Date: \_\_\_\_\_

The vowel sound /ur/ can be spelt 'ir'.

7. Read the following words out loud:

**girls birthday first whirl**

8. Write the words below and highlight the /ur/ sound.

\_\_\_\_\_

\_\_\_\_\_

9. The word 'whirl' means to spin round and round.

Add the following suffixes to the word 'whirl':

Add suffix →	-s	-ed	-ing
whirl			

10. Write a sentence for each of the new words.

\_\_\_\_\_

\_\_\_\_\_

\_\_\_\_\_

# On Fog Hill

## Worksheet 2: Comprehension

Name: \_\_\_\_\_ Date: \_\_\_\_\_

Answer the questions about *On Fog Hill*.

### Chapter 1

1. Where did Anya suggest she and Jude go for a walk?

\_\_\_\_\_

2. Why was Fog Hill a good spot?

### Chapter 2

3. Why were they all a bit puffed?

\_\_\_\_\_

4. What was Anya looking for as she was turning over rocks?

### Chapter 3

5. What is the first thing that Jude points out to Anya in the water?

\_\_\_\_\_

6. What does Jude call a group of dolphins?

\_\_\_\_\_

7. What does Dad suggest they do when Jude trips up?

\_\_\_\_\_

8. Why was Anya amazed at Anand and Lok?

\_\_\_\_\_

# On Fog Hill

## Worksheet 2: Comprehension - continued

Name: \_\_\_\_\_ Date: \_\_\_\_\_

### Chapter 4

9. How does Anand help Jude?

---

10. Who does Dad phone?

---

### Chapter 5

11. What does Anand suggest they can do to pass the time?

---

12. How does Lok entertain them?

---

### Chapter 6

13. What animal made a racket in the night?

---

14. Does Anya find a lizard in the end? How?

---

# On Fog Hill

## Worksheet 2: Comprehension - continued

Name: \_\_\_\_\_ Date: \_\_\_\_\_

15. Reread Chapter 1 (pages 2-5) with a partner. Use the **RAP** technique summarise the chapter. The **RAP** technique is:

**R** = Read the chapter

**A** = Ask yourselves who or what is the most important thing on the page

**P** = Write your answer in your own words

Pages 2-3

Pages 4-5

16. Use the information you've written above to fill in the table below.

Who are the characters?	What are they going to do?	Where is the story taking place?	When is the story happening?	Why are they doing this?

# On Fog Hill

## Worksheet 2: Comprehension - continued

Name: \_\_\_\_\_ Date: \_\_\_\_\_

### 17. Sentence work

Rewrite these sentences with the correct punctuation.

whats up anya asks

---

look theres a pod of dolphins shouts jude

---

where did this come from says jude

---

lets all get into the hut says dad

---

i wish we hadnt come anya says to dad

---

# On Fog Hill

## Worksheet 3: Grammar

Name: \_\_\_\_\_ Date: \_\_\_\_\_

1. Nouns: A noun names a person, place, or thing.

Place the following nouns from the story into the right column of the table.

**Anya**  
**shop**  
**hut**

**dolphin**  
**Fog Hill**  
**Anand**

**snacks**  
**Lok**  
**fog**

**lizard**  
**Jude**  
**school**

Person	Place	Thing

2. Highlight the nouns in these sentences.

1. “See that boat?” says Anya.
2. “I think it’s a dolphin,” says Dad.
3. “Can Jude and I walk up Fog Hill?” Anya asks her mum.
4. Anya turns some rocks over.
5. “The hut’s just round that bend,” says Dad.
6. Jude is talking to Anand and Dad is talking to Lok.
7. There is no Bigfoot out on Fog Hill!

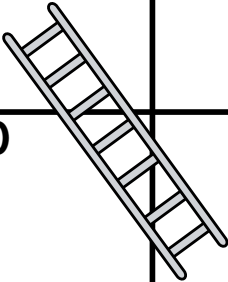


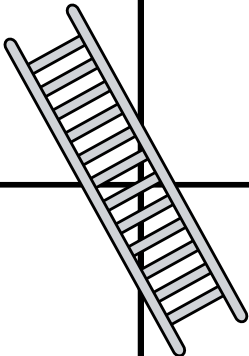
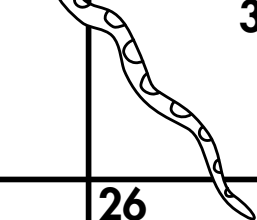
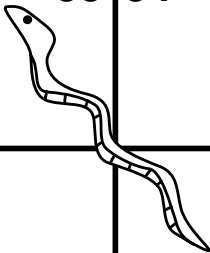
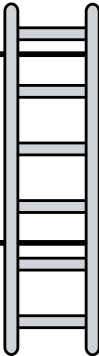
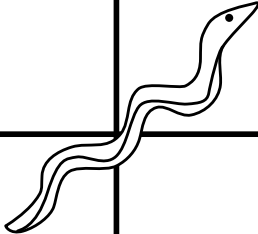
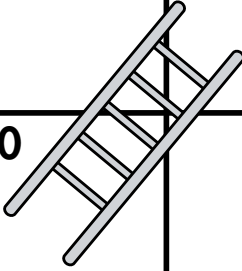
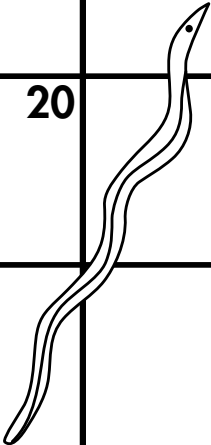



# On Fog Hill

## Worksheet 4: Social Science/Maths

Name: \_\_\_\_\_ Date: \_\_\_\_\_

1. On the snakes and ladders game below, write a positive thing that happened to you recently at the bottom of each ladder. Write a disappointing thing at the top of each snake. For example, a positive thing might be 'helped a friend with their maths'. A disappointing thing might be 'lost my netball'. Now play the game with a partner or small group.

43	44	45	46	47	48	FINISH	
						49	
42	41	40	39	38	37	36	
							
29	30	31	32	33	34	35	
							
28	27	26	25	24	23	22	
							
15	16	17	18	19	20	21	
							
14	13	12	11	10	9	8	
							
	1	2	3	4	5	6	7
START							