

Hair!

Worksheet 1: Phonics

Name: _____ Date: _____

1. /air/ is a trigraph, that is, 3 letters that make one sound. Write the trigraph /air/ across the page, say the sound /air/ as you write it.

2. These words contain /air/:

air, hair, pair, chair

Read it (read the word), write it (write the word), draw it (draw a picture of the word).



Read	Write	Draw
air		
hair		
pair		
chair		

Hair!

Worksheet 1: Phonics - continued

Name: _____ Date: _____

3. Play this game with a partner. Roll a dice. Look at the row with that number. Read one of the words in the row. If you read the word correctly, put a counter on the word. First player to get 4 in a row wins.



air	chair	pair	hair
chair	air	hair	pair
hair	pair	chair	air
pair	air	hair	chair
chair	pair	air	hair
hair	air	chair	pair

Hair!

Worksheet 2: Comprehension

Name: _____ Date: _____

Answer the following questions about the book, *Hair!*

1. Why did Annika and Jill sit on the top deck of the bus?

2. Where are they going?

3. What is the name of the hairdressers' shop?

4. Where did Annika's dad go while the girls were at the hairdressers?

5. Why was Jill a bit sad during her haircut?

6. What was Stella's plan for Jill's hair?

Hair!

Worksheet 2: Comprehension - continued

Name: _____ Date: _____

2. Agree or disagree?

Dogs look like their owners.

Write a paragraph below explaining why you either agree or disagree with this statement. Remember to back up your ideas with evidence. You can use the text to help you.





Hair!

Worksheet 3: History of hair

Name: _____ Date: _____

I. Locating information

Use the information in the book to help you write 2-3 sentences describing these hair styles from the past.

	Description
	
	
	
	

Hair!

Worksheet 3: History of hair

Name: _____ Date: _____

2. Did you know that different hairstyles have their own names? Draw a line from the name of the hairstyle to its description. If there are any you don't know, ask a partner or work in a group.

Mullet Hair is parted down the middle, and two bunches are tied on either side of the head.

Mohawk A braid where 3 pieces of hair are plaited from the top of the head to the neck.

Dreadlocks Both sides of the head are shaved and there is a long piece spiked up in the middle.

French plait Short hair on the front and sides, and long at the back.

Undercut Hair hangs in long, thick rope-like pieces.

Pig tails Short hair on the back and sides and longer on the top, it can be slicked back.

3. Choose three of the hairstyles from the list above. Draw them onto the faces below. Label them with the correct name.



Hair!


Worksheet 4: Maths

Name: _____ Date: _____

1. Carry out a hair survey. Ask each of your classmates to say what kind of hair they have: straight, wavy, or curly. Complete the tally chart.

Type of hair	
Straight	
Wavy	
Curly	

2. Create a bar graph to display your data.



Hair!

Worksheet 4: Maths - continued

Name: _____ Date: _____

3. Write two sentences to explain what you found out from your hair survey.
