

# Tip that hat

## Worksheet 1: Phonics

Name: \_\_\_\_\_ Date: \_\_\_\_\_

1. Words with /igh/.
- Read the words with /igh/.

**light, might, high, right, higher, lighting**

- Count the sounds on spelling fingers.
- Write the different sounds in the boxes.

**For example:**

**light**

l	igh	t
---	-----	---

**right**

--	--	--

**might**

--	--	--

**higher**

--	--	--

**high**

--	--

**lighting**

--	--	--	--	--

# Tip that hat

## Worksheet 1: Phonics - continued

Name: \_\_\_\_\_ Date: \_\_\_\_\_

2. Write two rhyming sentences using the pairs of /a/ words below.

- hat, cat

---

---

- lad, bad

---

---

- tapping, rapping

---

---

# Tip that hat

## Worksheet 2: Comprehension

Name: \_\_\_\_\_ Date: \_\_\_\_\_

1. Complete the table to show when each type of hat is worn.

Hat	When is it worn?
Posh hat	
Bucket hat	
Hat for fans	
Woollen cap	
Hard hat	
Hat with a light	
Hat for cooks	

2. What is bad luck with hats?

---

---

---

# Tip that hat


## Worksheet 3: Maths

Name: \_\_\_\_\_ Date: \_\_\_\_\_

1. Carry out a 'favourite hat' survey. Ask each of your classmates to look at the list and say which is their favourite kind of hat. Complete the tally chart.

Type of hat	
Sports cap	
Woollen cap	
Bucket hat	
Posh hat	
Other	

2. Create a bar graph to display your data.




# Tip that hat

## Worksheet 4: Design and technology

Name: \_\_\_\_\_ Date: \_\_\_\_\_

1. Design your perfect hat. Draw the hat and label its features.



# Tip that hat

## Worksheet 4: Design and technology - continued

Name: \_\_\_\_\_ Date: \_\_\_\_\_

2. Label the parts of the hat and cap. Use the word banks to help you.

a) cap

front panel

top button


eyelet

stitching

back panel

side panel

bill (or brim)



b) hat

crown

brim

band

trim

