

# Rock it!

## Worksheet 1: Phonics

Name: \_\_\_\_\_ Date: \_\_\_\_\_

1. We can read words with /ng/. We can read words with /nk/. Both patterns have the same /ng/ sound.

Sort the words below into the right spot in the table. Read the words to yourself and then to a friend.

**think, bang, long, sink, thing, thank, sank, sing, king, tank, wink, bang**

Words with ng	Words with nk

2. Change the vowel sound to create a new word. Write the new word. Read the new word.

sing Swap **i** for **a**. The new word is \_\_\_\_\_

sang Swap **a** for **o**. The new word is \_\_\_\_\_

ring Swap **i** for **a**. The new word is \_\_\_\_\_

picking Swap the first **i** for **a**. The new word is \_\_\_\_\_

# Rock it!


## Worksheet 1: Phonics - continued

Name: \_\_\_\_\_ Date: \_\_\_\_\_

3. There are words with qu in this book: quick, Queen.

q is always followed by u.

Design a spelling rule card to help others to remember this rule. You could draw a picture of q and u as characters working together. Write a sentence to explain the rule.



The qu rule \_\_\_\_\_

\_\_\_\_\_

\_\_\_\_\_

# Rock it!

## Worksheet 2: Comprehension

Name: \_\_\_\_\_ Date: \_\_\_\_\_

Answer the following questions about the story. Write the answers or tell them to a partner.

1. What instrument does Jess play?

2. Why is Jin scared to rock it at the fair?

3. Is Jin a good singer?

4. What does Jess think will happen when Jin sings at the fair?

5. What is Jess's idea for helping Jin?

6. Do the friends rock it? How do you know?

7. On page 16, the story says, "Jet gets quick at picking his riffs." What do you think this means?


8. Why do you think the band members have JJJ on their t-shirts for fair day?

# Rock it!

## Worksheet 2: Comprehension - continued

Name: \_\_\_\_\_ Date: \_\_\_\_\_

9. Design a flyer for the concert by the Three Js at the town fair.



# Rock it!

## Worksheet 3: Creative writing

Name: \_\_\_\_\_ Date: \_\_\_\_\_

A 'theme' is a 'big idea'. A theme of *Rock it!* is 'getting over fear'. The friends in the story write a song with the same theme.

1. Write the lyrics of a song for a theme that matters to you. You could choose one of the themes listed below, or think of your own:

- Getting over fear
- Friendship
- Achieving your goals
- Helping others
- Caring for the planet

---

---

---

---

---

2. Give your song a title.

---

3. Give your band a name.

---

# Rock it!

## Worksheet 4: Design and technology

Name: \_\_\_\_\_ Date: \_\_\_\_\_

1. Make a tin can drum and a shaker.

You will need:

- 2 empty tin cans with the tops removed
- 2 balloons
- Rubber bands
- Uncooked rice
- Scissors
- Chopsticks

Method to make the shaker:

1. Choose one tin can for the shaker. Put some rice into it.
2. Cut the end off a balloon.
3. Fit a balloon over the top of the can and secure it with a rubber band.
4. Shake the shaker and see how it sounds.

Method to make the drum:

1. Cut the end off a balloon.
2. Fit it over the top of the other can. Secure it with a rubber band.
3. Use the chopsticks as rods and see how the drum sounds.

# Rock it!

## Worksheet 4: Design and technology - continued


Name: \_\_\_\_\_ Date: \_\_\_\_\_

2. Design your own drum.

Drums need to be hollow so that the sound waves vibrate inside. Design your own drum using things you have at home and at school.

Write the instructions or draw a diagram and label it to show how it is made.

Diagram



Instructions:

---

---

---

---

3. Make your own drum by following your own instructions. Or switch instructions with a partner, and make their drum.